

PRAY

Thank God for coming to earth as a baby and growing up so that He is fully God and fully human. Thank God for understanding us perfectly and loving us no matter what.

CHAT

- What do you like about being a kid?
- What does the Bible say about when Jesus was a child?
- How are you growing in wisdom?
- How are you growing in strength?
- What can we learn from Simeon and Anna's reactions to Jesus?
- What does it mean that Jesus was obedient to His parents?
- What are some of the ways Jesus helps you grow and be obedient?

PLAY

The Bible doesn't say for sure, but it is likely Jesus played games and spent time with friends and family. Historians think that children in the time of Jesus probably played ball, pretend, hoop games and Jesus may have had wooden toys that were carved by Jesus or His father. They probably played with tops too. Follow the instructions in this pdf to make your own top and try it out. How long can you keep it spinning?



JESUS GROWING UP

FOR THIS REASON HE HAD TO BE MADE LIKE THEM, FULLY HUMAN IN EVERY WAY, IN ORDER THAT HE MIGHT BECOME A MERCIFUL AND FAITHFUL HIGH PRIEST IN SERVICE TO GOD, AND THAT HE MIGHT MAKE ATONEMENT FOR THE SINS OF THE PEOPLE.

**JAN
10
2021**

Read Luke 2:22-52

MAKE

Create a growth chart. The header (coloring) page and instructions follow in this PDF. You could also look at old photos to talk about growing up and growing in God.

WATCH

What was Jesus like as a child?
https://youtu.be/30oy_Lwfgkh

God's Story: Jesus
<https://youtu.be/8u-ICiHAmKk>

WORSHIP


Fully God, Fully man song:
<https://youtu.be/OhSbsLDX8Kc>

Totally God, Totally Man song:
<https://youtu.be/MpbulTlvu7o>

King of Kings song:
<https://youtu.be/dQl4izxPeNU>

JESUS GREW

in wisdom and stature, & in
favor with God & man. -Luke 2:52




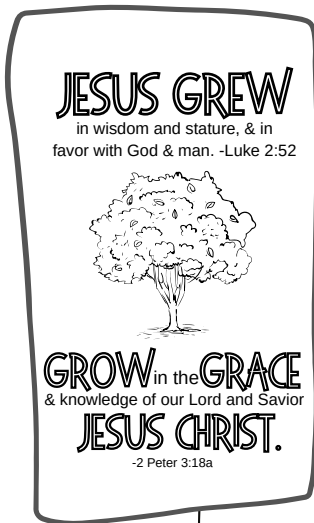
GROW in the **GRACE**
& knowledge of our Lord and Savior

JESUS CHRIST.


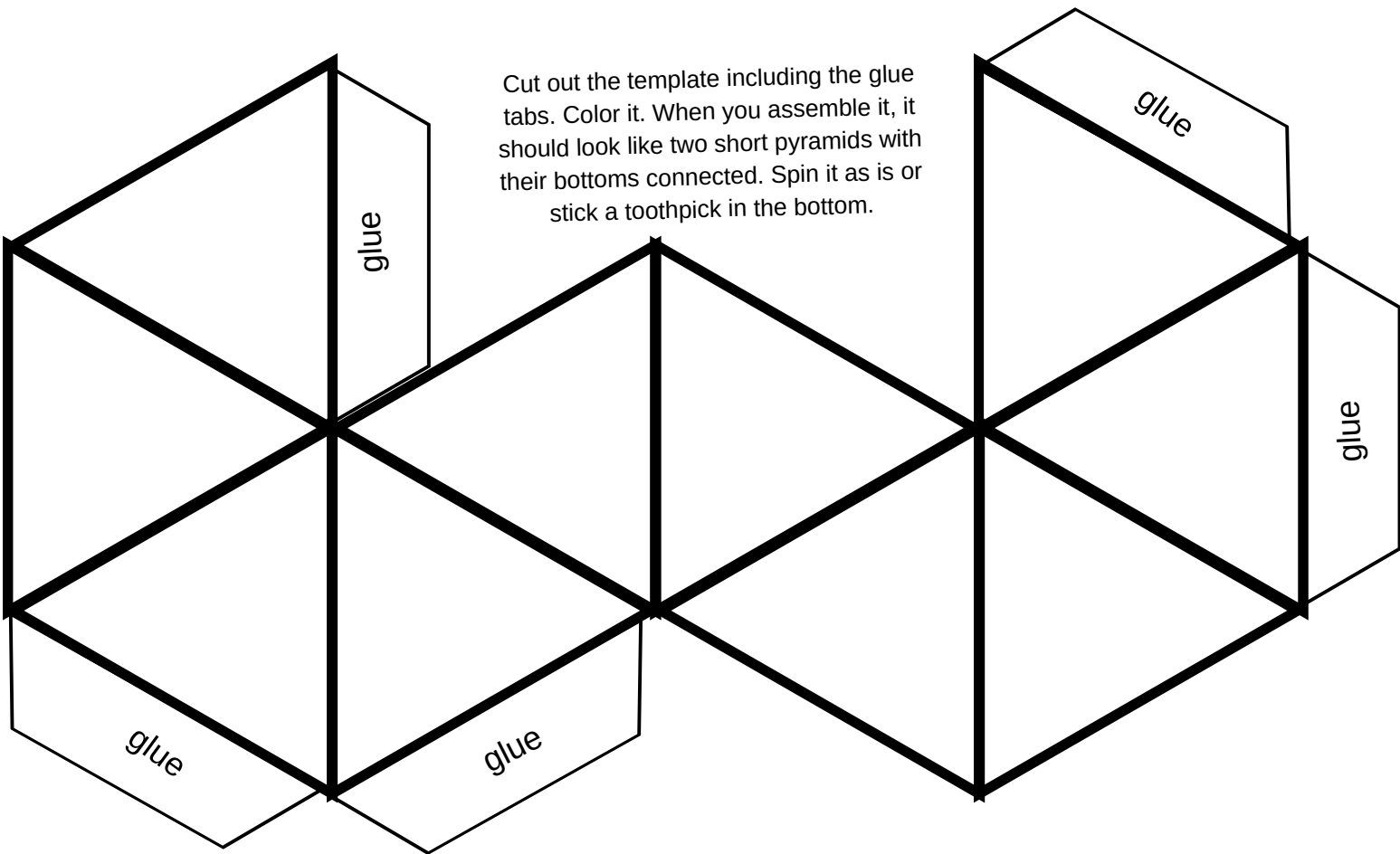
-2 Peter 3:18a

HOW TO MAKE THE GROWTH CHART

- Color the header page.
- Cut strips of paper from another sheet (or this instruction page if you printed it) and use it to make a big ruler to tape below your header.
- Hang your growth chart on the wall.
- Stand with your back to the wall and ask someone to measure you and mark your height on the chart. You can do this as often as you'd like!
- Kids can then decorate the long paper strip with words representing the many ways they have grown this year. Wiser? Taller? Better at a sport or music? More patient? More creative? Following Jesus? Obeying parents? They can also include ways they hope to grow in months to come.



Cut out the template including the glue tabs. Color it. When you assemble it, it should look like two short pyramids with their bottoms connected. Spin it as is or stick a toothpick in the bottom.



Cut out the circles and glue them to one another with the pattern side out. Color the design and put a toothpick through the disk.

You can also just cut your own circles and create designs to see what they look like while spinning.

